

Smart Lock Classic 2X Pro


Built-In Doorbell / 6 Unlock Modes / Works with Mijia




6 Unlocking Modes



Fingerprint



PIN Code



App (Bluetooth)



Mechanical Key



Temporary PIN



NFC Card



Built-In Doorbell

No need install extra doorbell, when someone visit, you can get local and app notification.



Sentry Mode

Before you leave home, one touch the key button which on the panel, wake-up your camera, monitor and secure your home.

*Linkage camera need setup via mijia app



Door Open Alarm

Lock tongue added multi-sensors.

Once the door in the left ajar or open status, will triggered the sound alarm, prevent burglary and intruder into your house.



Works with Mi Devices

Get your full-smart home experience start at Classic 2XPro.
One step open the door, then camera, light, speaker turns on automatically.



*Smart linkage needs to be connected with the bluetooth gateway

App One-Stop Management

Door Lock Status

lock/unlock status, networking status and remaining power etc

Unlock History

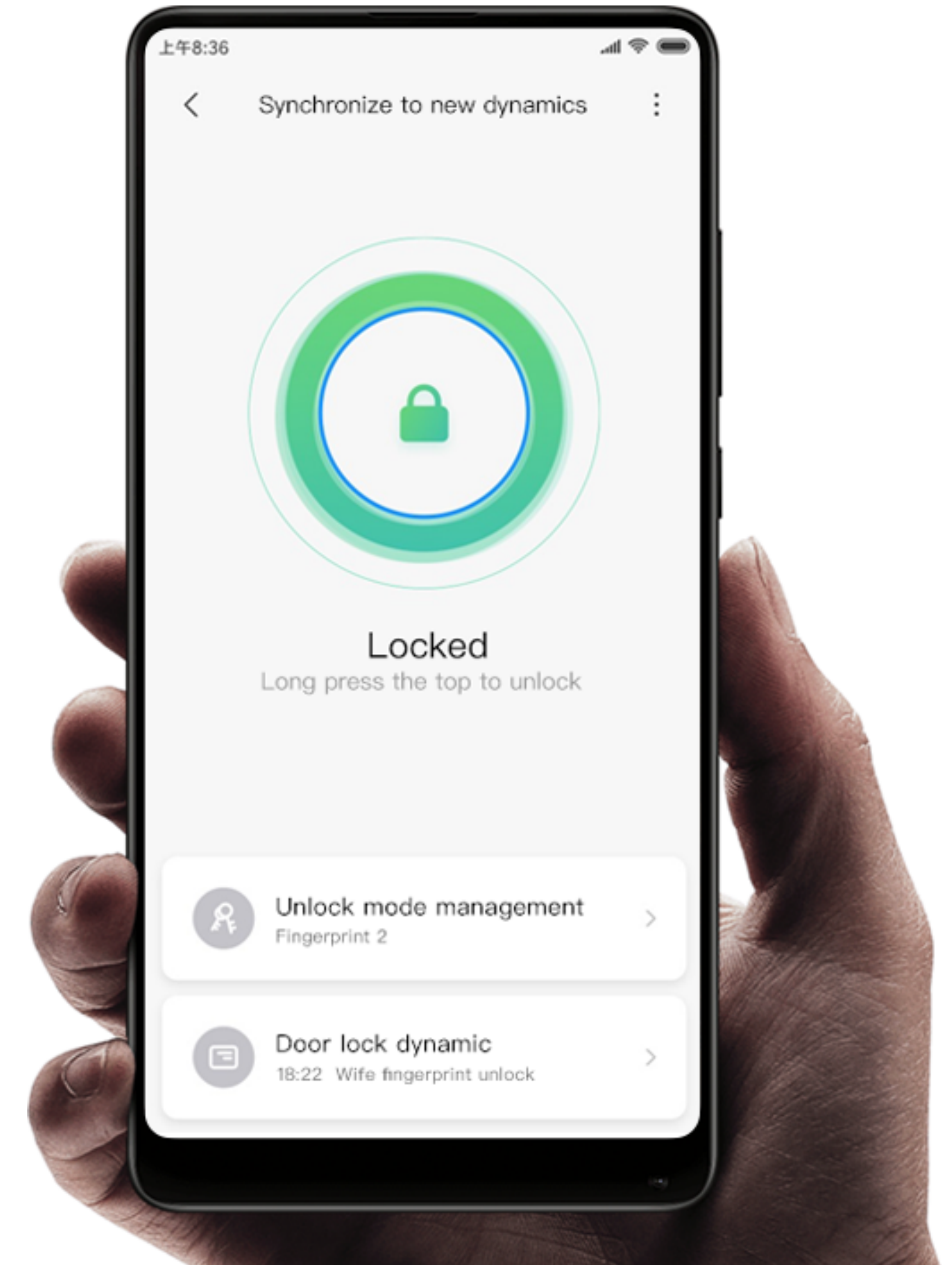
Knows who enters/leave and when

Fingerprint /PIN Manage

Add, delete fingerprint / PIN/ NFC card

Back Home Reminder

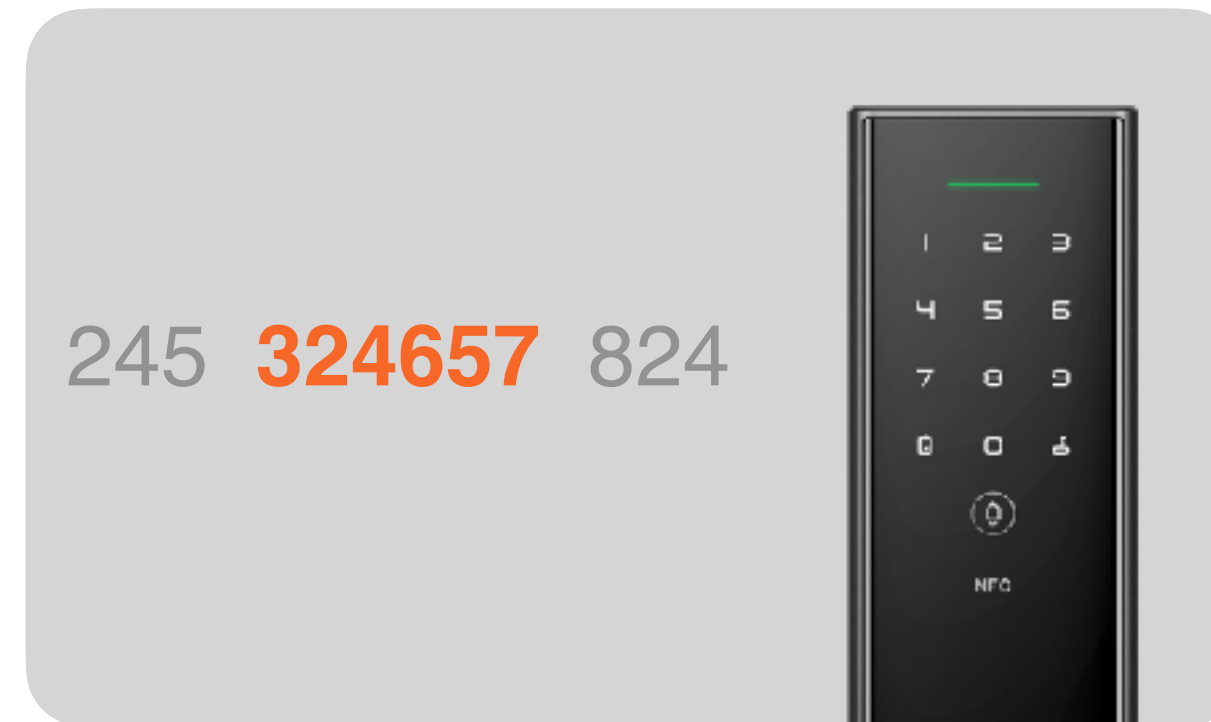
App will remind you that your family has arrived home safely



Comprehensive Protection For All Your Family




Built-In Stainless Clutch



Anti-Peep Virtual PIN code




Peephole Anti-Theft




Knob Lock



Intrusion-Alarm



Mijia Security Chip



Integrated Front Panel
wear & scratch resistant



Zinc Alloy Panel
21mm ultra-thin



Integrated Handle Design
hidden fingerprint



Double-Bearing Handle
10w times press test

Encryption NFC Card

Classic2XPro also can unlock via NFC card, it is easy to carry and portable for special groups such as the elderly, children, and injured fingers person.



Specification

Unlock mode:	Fingerprint/PIN/NFC/mobile phone/mechanical key
Main material:	Zinc alloy
Appearance process:	Spray paint
Panel size:	L360*W78*H21(mm)
Lock tongue material:	Stainless steel
Lock cylinder installation mode:	In-line lock cylinder
Lock cylinder level:	C-classic
Fingerprint:	Semiconductor fingerprint
Emergency power:	External panel Type-C
Standby time :	18 months
Operating ambient temperature:	-25 - 55 Deg.C
Use door type:	Wooden door, security door
Applicable Door Thickness (mm):	40-120mm
Password capacity:	50
Fingerprint capacity:	30
Main power supply:	6V (AA batteries) x 8
Wireless connection:	Bluetooth
Encryption chip:	Mijia encryption chip
Password length:	6 digits, support up to 16 virtual PIN
Main tongue locking way:	Lift the handle after closing the door

Thanks

